

Auf-/Abstieg-Situation 2021/22 Damen (Stand 10.03.2021)

Szenario «minus minus minus»
Aufsteiger 2L → 1L / Absteiger 1L → 2L: 0/3 oder 1/4



- Aufstieg
- Barrage um Aufstieg
- Ligahalt
- Barrage um Ligahalt
- Abstieg

Auf-/Abstieg-Situation 2021/22 Damen (Stand 10.03.2021)



Szenario «minus minus»

Aufsteiger 2L -> 1L / Absteiger 1L -> 2L: 0/2 oder 1/3 oder 2/4

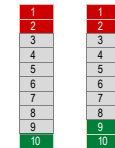


Saison 21/22

Saison 22/23




2. Liga






3. Liga Pro











3. Liga







Ligaerhalt 1/3



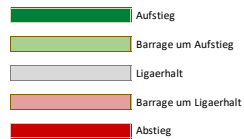


4. Liga



5. Liga



Aufstieg 2/4



Auf-/Abstieg-Situation 2021/22 Damen (Stand 10.03.2021)

Szenario «minus»

Aufsteiger 2L -> 1L / Absteiger 1L -> 2L: 0/1 oder 1/2 oder 2/3



Auf-/Abstieg-Situation 2021/22 Damen (Stand 10.03.2021)

Szenario «neutral» (ein Rückzug in 2L)

Aufsteiger 2L->1L / Absteiger 1L->2L: 0/0 oder 1/1 oder 2/2

